




# “SARKER” VALVES

H Sarker & Co. Valves Pvt. Ltd.



Over 4 decades of services in fluid control



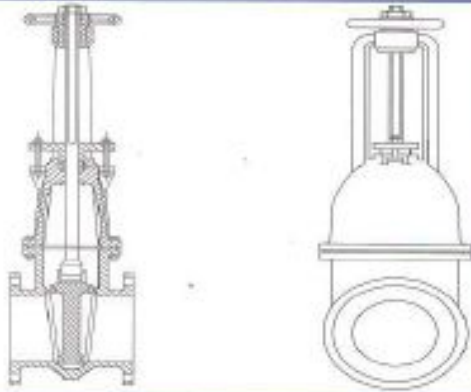
“Engineering Excellence Makes Life Easy  
Performance Speaks of Quality”



CERTIFICATION  
INTERNATIONAL  
ISO 9001:2008

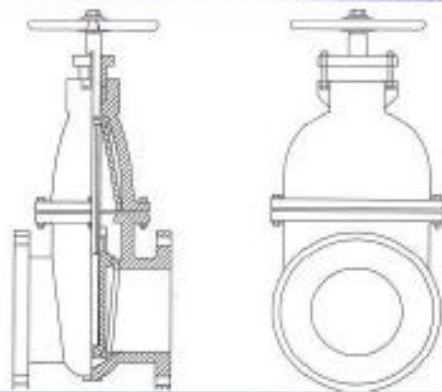
## CAST IRON

### Rising Spindle Gate / Sluice Valve



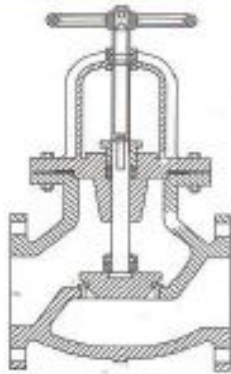
1. **Body, Yoke, Wedge:** IS 210 GR FG 200 / 220 / 260
2. **Spindle or Stem:** Stainless Steel
3. **Body Seat & Wedge Face:** Bronze / Stainless Steel
4. **Ends:** Flanged (Drilling to suit customer requirements)
5. **Standard:** IS 14846(2000) / BS 5150
6. **Rating:** PN 1.0 / 1.6
7. **Operation:** Manual / Geared / Motorised
8. **Range:** 50 mm to 1200 mm NB

### Non Rising Spindle Gate / Sluice Valve



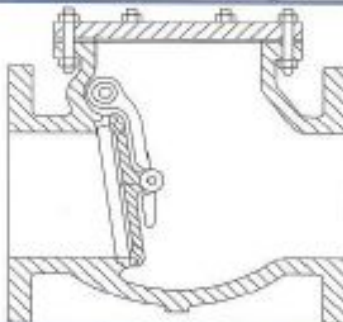
1. **Body, Bonnet, Wedge:** IS 210 GR FG 200 / 220 / 260
2. **Stem:** Stainless Steel
3. **Body Seat & Wedge:** Bronze / Stainless Steel
4. **Ends:** Flanged (Drilling to suit customer requirements)
5. **Standard:** IS 14846 (2000)
6. **Rating:** PN 1.0 / 1.6
7. **Range:** 50 mm to 1200 mm NB
8. **Operation:** Manual / Geared / Motorized

### Globe Valve



1. **Body, Yoke, Wedge:** IS 210 GR FG 200 / 220 / 260
2. **Stem:** Stainless Steel
3. **Body Seat & Disc Face:** Rubber / Bronze / Satinless Steel
4. **Ends:** Flanged (Drilling to suit customer requirements)
5. **Standard:** IS 9338 / BS 5152
6. **Rating:** PN 1.0 / 1.6
7. **Operation:** Manual / Geared / Motorised
8. **Range:** 50 mm to 300 mm NB

### Non Return Valve Swing Check, Dual Plate, Multi Door and Wafer Type

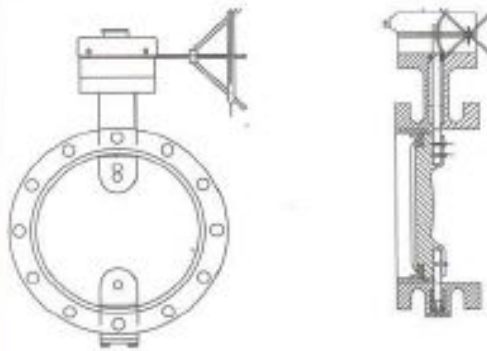


1. **Body, Disc Cover, Hinge:** IS 210 GR FG 200 / 220 / 260
2. **Hinge Pin:** Stainless Steel
3. **Body Seat, Disc Face:** Bronze / Stainless Steel
4. **Disc Face:** Rubber / Bronze / Stainless Steel
4. **Ends:** Flanged (Drilling to suit customer requirements)
5. **Standard:** IS 5312 PT 1 & II 2004 / BS 5153
6. **Rating:** PN 1.0 / 1.6
7. **Range:** 50 mm to 1200 mm NB



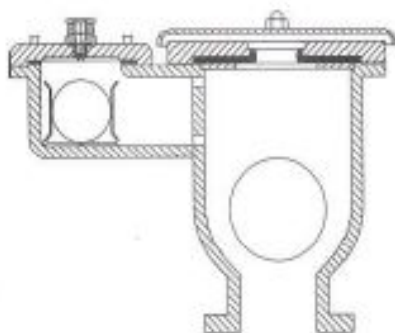
## CAST IRON

### Butterfly Valve Flanged and Wafer Type



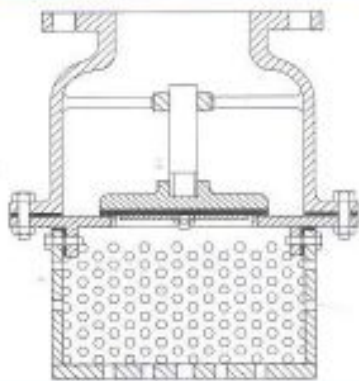
1. **Body, Disc:** IS 210 GR FG 200 / 260
2. **Drive Shaft:** Stainless Steel
3. **Body & Disc Seal:** Rubber / Metal
4. **Ends:** ANSI 125 / 150 or IS 1538
5. **Standard:** IS 13095 / BS 5155
6. **Rating:** PN 1.0 / 1.6 / 2.0
7. **Operation:** Lever / Geared / Motorised
8. **Range:** 50 mm to 600 mm NB

### Air Release Valve Single / Double Ball



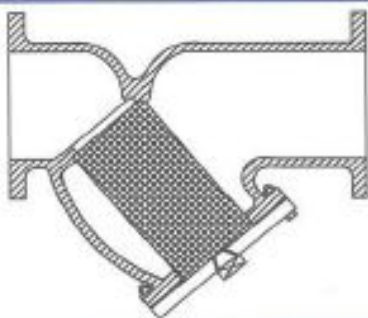
1. **Body, Cover:** IS 210 GR FG 200 / 260
2. **Ball LP:** Vulcanite Coated on Wood / Stainless Steel
3. **Ball HP:** Natural Rubber Coated Wood / Stainless Steel
4. **Ends:** Up to 40 mm NB Screwed / 50 to 200 mm NB Flanged
5. **Standard:** IS 14845 / 2000
6. **Rating:** PN 1.0 / 1.6
7. **Range:** 25 mm to 200 mm NB

### Foot Valve Lift Check Type



1. **Body, Disc:** IS 210 GR FG 200 / 260
2. **Disc Face:** Nitrile Rubber
3. **Body Seat:** Stainless Steel / Gun Metal
4. **Ends:** Flanged 50 mm & above
5. **Standard:** IS 4038
6. **Test Pressure:** 6 Kg Sq Cm
7. **Range:** 25 mm to 450 mm NB

### Strainers

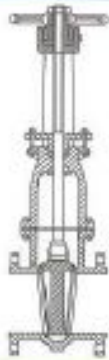


1. **Body, Disc:** IS 210 GR FG 200 / 260
2. **Strainer:** Brass / Stainless Steel
3. **Blowout Plug:** IS 2062 / EA 250
4. **Ends:** Flanged (Drilling to suit customer requirements)
5. **Standard:** Sarker Valves
6. **Straining Area:** 2.5 times of cross section
8. **Range:** 15 mm to 300 mm NB



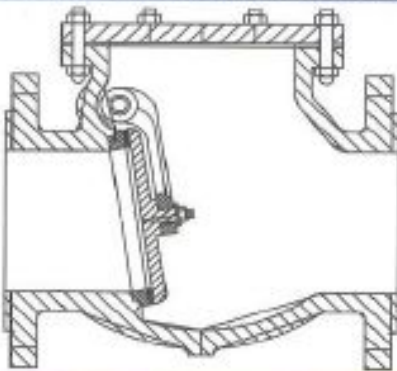
# CAST STEEL

## Gate Valve



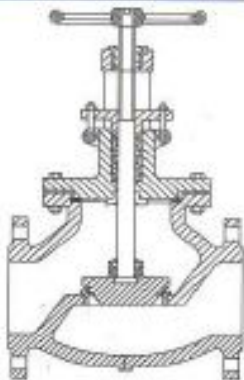
1. **Body, Yoke, Wedge:** ASTM A 216 GR WCB
1. **Spindle or Stem:** Stainless Steel
2. **Body Seat & Wedge Face:** Stainless Steel
3. **Body & Disc Seal:** Metal
4. **Ends:** Flanged (Drilling to suit customer requirements)
5. **Standard:** API / BS
6. **Rating:** Class 150 / 300 / PN 20 / PN 25
7. **Operation:** Manual / Geared / Motorized
8. **Range:** 50 mm to 300 mm NB

## Non Return Swing Check Valve



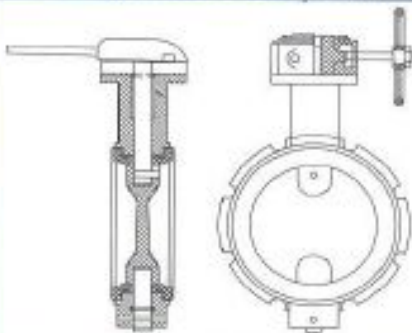
1. **Body, Bonnet, Disc:** ASTM A 216 GR WCB
2. **Hinge Pin:** Stainless Steel
3. **Body & Disc Seat:** Stainless Steel
4. **Ends:** Flanged (Drilling to suit customer requirements)
5. **Standard:** API / BS
6. **Rating:** Class 150 / 300 / PN 20 / PN 25
7. **Operation:** Automatic
8. **Range:** 50 mm to 300 mm NB

## Globe Valve



1. **Body, Yoke, Disc:** ASTM A 216 GR WCB
2. **Stem:** Stainless Steel
3. **Body & Disc Seat:** Stainless Steel
4. **Ends:** Flanged (Drilling to suit customer requirements)
5. **Standard:** API / BS
6. **Rating:** Class 150 / 300 / PN 20 / PN 25
7. **Operation:** Manual / Geared / Motorised
8. **Range:** 50 mm to 300 mm NB

## Butterfly Valve Wafer Type & Flanged




1. **Body, Disc:** ASTM A 216 GR WCB
2. **Drive Shaft:** Stainless Steel
3. **Body & Disc Seal:** Rubber / Metal
4. **Ends:** Suitable to mount between flanges or flanged
5. **Standard:** IS 13095 / BS 5155  
Flanged to ANSI 125 / 150 CL / IS
6. **Rating:** PN 1.0 / 1.6 / 2.0
7. **Operation:** Lever / Geared / Motorised
8. **Range:** 50 mm to 1200 mm NB



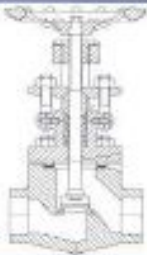
## FORGED

### Gate Valve



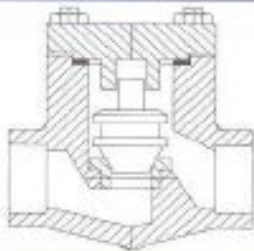
1. **Body, Bonnet, Yoke:** ASTM A 105
2. **Spindle:** Stainless Steel
3. **Body & Wedge:** 13% CR Steel
4. **Ends:** Socket Weld or Screwed
5. **Standard:** API / BS
6. **Rating:** Class 800
7. **Operation:** Manual
8. **Range:** 15 mm to 50 mm NB

### Globe Valve



1. **Body, Bonnet, Yoke:** ASTM A 105
2. **Spindle:** Stainless Steel
3. **Body & Disc Seal:** 13% CR Steel
4. **Ends:** Socket Weld or Screwed
5. **Standard:** API / BS
6. **Rating:** Class 800
7. **Operation:** Manual
8. **Range:** 15 mm to 50 mm NB


### Check Valve Lift Type



1. **Body, Cover:** ASTM A 105
2. **Spindle:** Stainless Steel
3. **Body & Disc Seal:** 13% CR Steel
4. **Ends:** Socket Weld or Screwed
5. **Standard:** API / BS
6. **Rating:** Class 800
7. **Operation:** Automatic
8. **Range:** 15 mm to 50 mm NB

## GUN METAL

### Gate Valve



1. **Body, Bonnet :** Leaded Tin Bronze to IS 318 LTB2
2. **Body & Wedge Seat:** IS 318 LTB2
3. **Stem:** HT Brass IS 320 HT2
4. **Ends:** Screwed to IS 554 Parallel
5. **Standard:** IS 778 CL 1 / CL 2
6. **Rating:** PN 1.0 / 1.6
8. **Range:** 15 mm to 50 mm NB

### Globe Valve

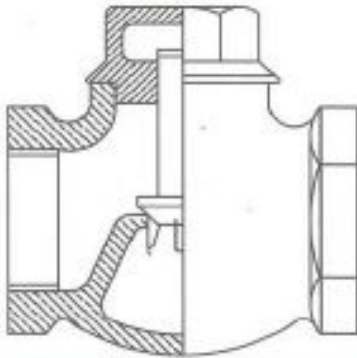


1. **Body, Bonnet :** Leaded Tin Bronze to IS 318 LTB2
2. **Body & Disc Seat:** IS 318 LTB2
3. **Stem:** HT Brass IS 320 HT2
4. **Ends:** Screwed to IS 554 Parallel
5. **Standard:** IS 778 CL 1 / CL 2
6. **Rating:** PN 1.0 / 1.6
8. **Range:** 15 mm to 50 mm NB



## GUN METAL

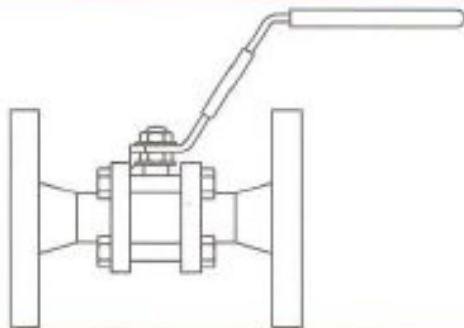
### Check Valve Lift Type



1. **Body, Disc:** Leaded Tin Bronze to IS 318 LTB2
2. **Ends:** Screwed to IS 554 Parallel / Taper
3. **Standard:** IS 778 CL 1 / CL 2
4. **Rating:** PN 1.0 / 1.6
5. **Range:** 15 mm to 50 mm NB

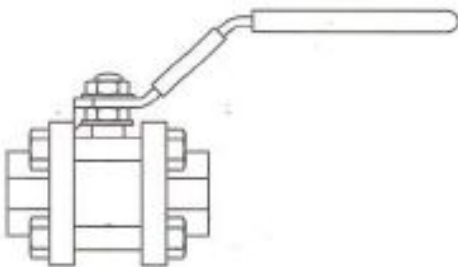
## BALL VALVES

### Cast Iron - Three Piece Design Ball Valves



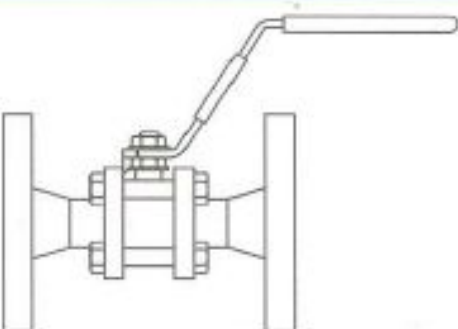
1. **Body, Side Piece:** Cast Iron IS 210 GR FG 200
2. **Stem:** Stainless Steel
3. **Ball:** Stainless Steel
4. **Body Seat, Stem Seal:** PTFE
5. **Lever:** MS with PVC Sleeve
6. **Ends:** Screwed up to 50 mm NB, 50 mm and above Flanged
7. **Rating:** PN 1.0 / PN 1.6
8. **Design / Testing:** BS 5351 / BS 6755
9. **Range:** 15 mm to 200 mm NB

### Forged and Stainless - Three Piece Design Ball Valves



1. **Body, Side Piece:** ASTM A 105, CF 8, CF 8M
2. **Stem:** Stainless Steel
3. **Ball:** Stainless Steel
4. **Body Seat, Stem Seal:** PTFE
5. **Lever:** MS OR SS with PVC Sleeve
6. **Ends:** Socket Weld / Screwed
7. **Design / Testing:** BS 5351 / BS 6755
8. **Rating:** 800# / 1500# / 2500#
9. **Range:** 15 mm to 50 mm NB

### Cast Steel and Stainless Steel - Three Piece Design Ball Valve



1. **Body, Side Piece:** ASTM A 216 GR WCB, CF 8, CF 8M
  2. **Stem:** Stainless Steel
  3. **Ball:** Stainless Steel
  4. **Body Seat, Stem Seal:** PTFE
  5. **Lever:** MS OR SS with PVC Sleeve
  6. **Ends:** Socket Weld / Flanged
  7. **Design / Testing:** BS 5351 / BS 6755
  8. **Rating:** 150# / 300# / 600# / 900#
  9. **Range:** 15 mm to 250 mm NB
- Note: Trunnion mounted, 2 port, 3 port valves available*




# SLUICE GATE

## Open Channel Gate Wall Mounted



**Application:** These Gates are generally used to either stop or release the water in open channels  
**Mounting:** The Gates can be embedded or mounted between two parallel walls  
**Material of Construction:** Cast Iron to IS 210 Gr. FG 200 / 260 or MS fabricated. Seats can be in Brass / Gun metal / Stainless Steel  
**Shape or Type:** Square / Rectangle / Round  
**Operation:** Manual or Motorized  
**Range:** 200 mm to 2000 mm  
**Design & Testing:** As per IS 5620 / Sarker Valves

## Wall Thimble Mounted Gate



**Application:** Wall Thimble Mounted Sluice Gates are generally used in a closed conduit channel for closing or controlling the water flow  
**Material of Construction:** Cast Iron to IS 210 Gr. FG 200 / 260 or MS Fabricated  
**Mounting:** Wall - Thimble Mounted  
**Shape:** Square / Rectangle / Round.  
**Sealing Arrangement:** Metal to Metal Seat ( Brass / SS )  
**Bottom Closure:** Conventional / Flush Bottom Closure  
**Resilient Flush Bottom closure seat:** Nitrile / EPDM  
**Operation:** Manual / Geared / Motorised  
**Range:** 200 mm to 2000 mm  
**Design & Testing:** As per IS 13449 or AWWA

## Weir Gate



**Application:** Weir Gates are generally invert opening gates used for dewatering of reservoirs / tanks or to maintain required water levels in reservoirs in compliance with the Wall Mounted or Thimble Mounted Gates  
**Material of Construction:** Cast Iron to IS 210 Gr. FG 200 / 260 or MS fabricated. Seats can be in Brass / Gun Metal / Stainless Steel  
**Type and shape:** Square / Rectangle / Circular  
**Range:** 200 mm to 2000 mm  
**Design & Testing:** Sarker Valves

## Trash Screen



**Application:** Trash Screen are generally used to arrest large floating objects such as wood logs, tree branches, bottles etc to flow into the reservoir  
**Material of Construction:**  
**Vertical Frame:** Mild steel IS 2062 / Channel ISMC  
**Horizontal Frame:** Mild steel IS 2062 / Channel ISMC  
**Screen Bars:** IS 2062 Gr. A Bars (Vertical & Horizontal)  
**Bearing Pad:** IS 2062 Gr. A  
**Rollers:** Stainless Steel / PTFE  
**Design & Testing:** Sarker Valves



## Our Associations

### Representatives:

New Delhi:  
**Mr. Nasir Wahid**  
 Phone: +91-120-5110323  
 Mobile: +91-9582231851  
 Email: delhi@sarkervalves.com  
 Email: nasirwahid@rediffmail.com

Mumbai:  
**Mr. Zachariah Philip**  
 Mobile: +91-9820712066  
 Email: mumbai@sarkervalves.com  
 Email: markconengrs@gmail.com

### Representatives:

Nagpur:  
**Mr. M.A. Phadke**  
 Mobile: +91-9822362358  
 Email: pecngp@gmail.com

Chennai:  
**Mr. Manikandan Sankaran**  
 Mobile: +91-9940043388  
 Email: manikandansankaran56@gmail.com



### H. Sarker & Company Valves Pvt. Ltd.

#### Registered Office:

Ajit Sen Bhawan  
 2nd Floor, 13 Crooked Lane  
 Kolkata 700069  
 West Bengal - India  
 Email: hsb1t09@gmail.com

#### Head Office & Works:

160 Sadananda Srithi Path  
 Balitikuri, Bakultala  
 Howrah 711113  
 West Bengal - India

Phones: +91 33 2653 1214  
 +91 33 2653 0061

Email: hsb1t09@gmail.com